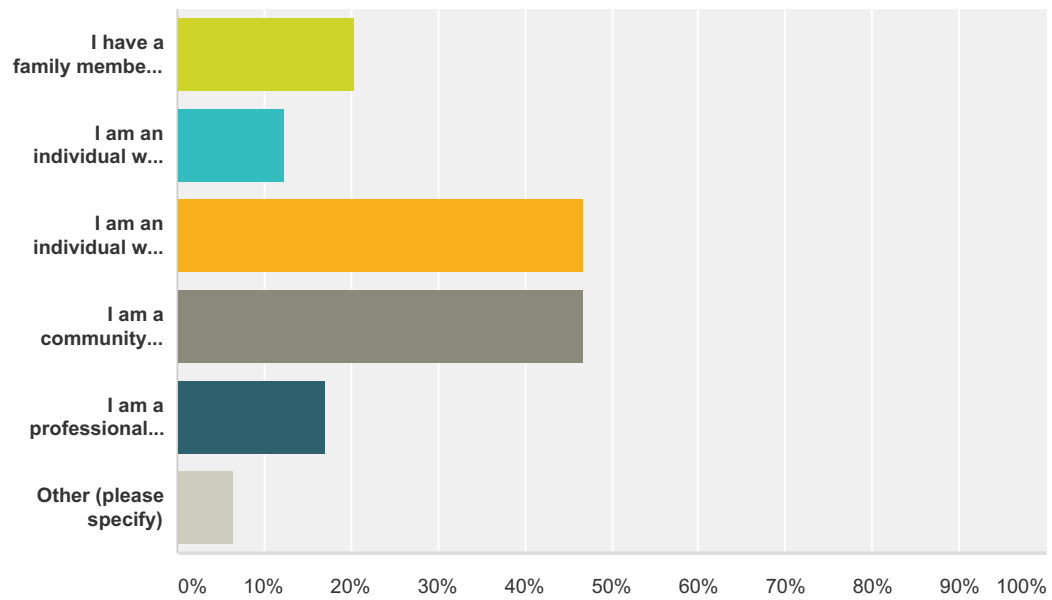


### Q1 Tell us a little about yourself. Please check as many as apply.

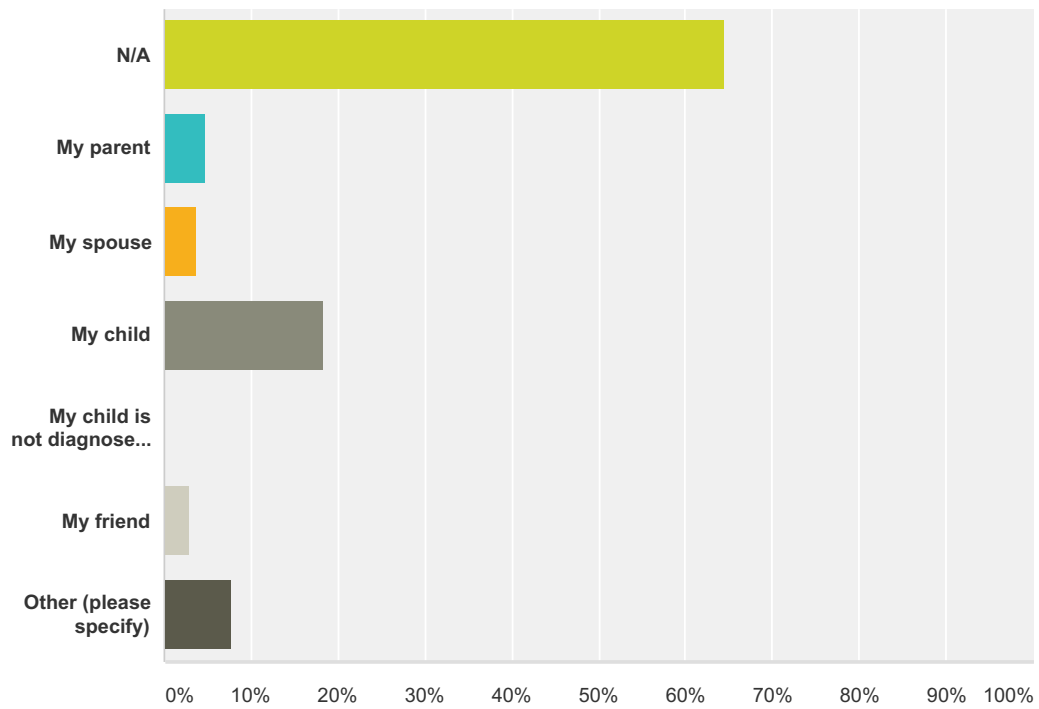
Answered: 122 Skipped: 1



Answer Choices	Responses
I have a family member with special needs or could benefit from extra support. (Please continue with questions 2-4.)	20.49% 25
I am an individual with special needs or could benefit from extra support. (Please continue with questions 2-4.)	12.30% 15
I am an individual with no special needs.	46.72% 57
I am a community member interested in inclusion of people with disabilities in our Jewish community.	46.72% 57
I am a professional who works with children and/or adults with disabilities.	17.21% 21
Other (please specify)	6.56% 8
<b>Total Respondents: 122</b>	

### Q2 If a family member has special needs, how is this person related to you?

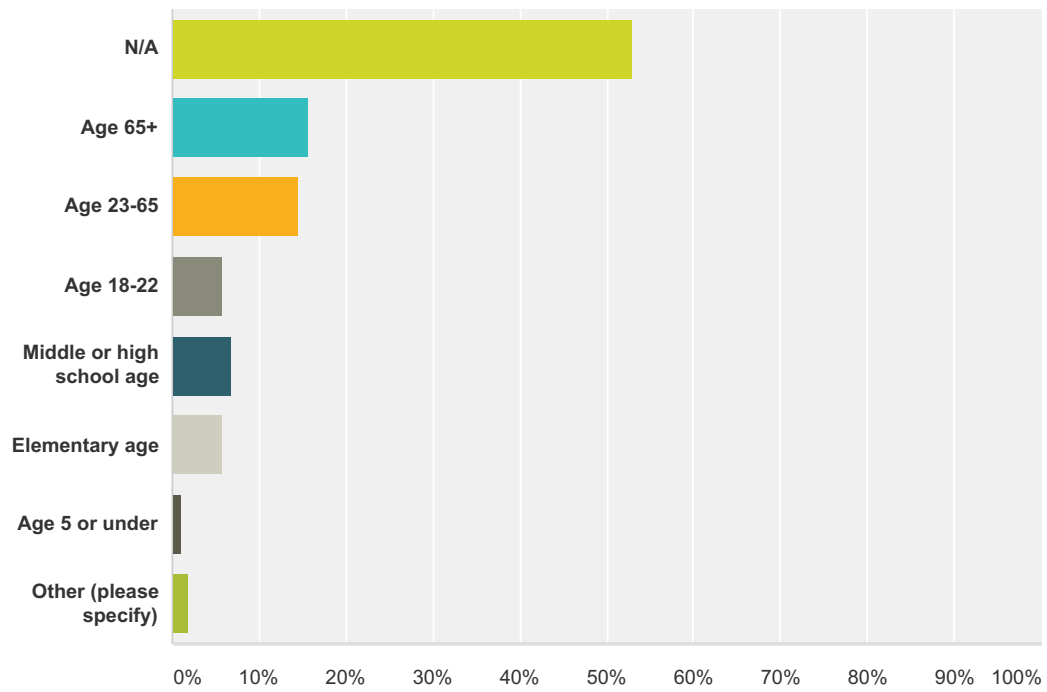
Answered: 104 Skipped: 19



Answer Choices	Responses
N/A	64.42% 67
My parent	4.81% 5
My spouse	3.85% 4
My child	18.27% 19
My child is not diagnosed with a disability but could benefit from extra support.	0.00% 0
My friend	2.88% 3
Other (please specify)	7.69% 8
<b>Total Respondents: 104</b>	

### Q3 What age is the individual(s) with special needs identified above?

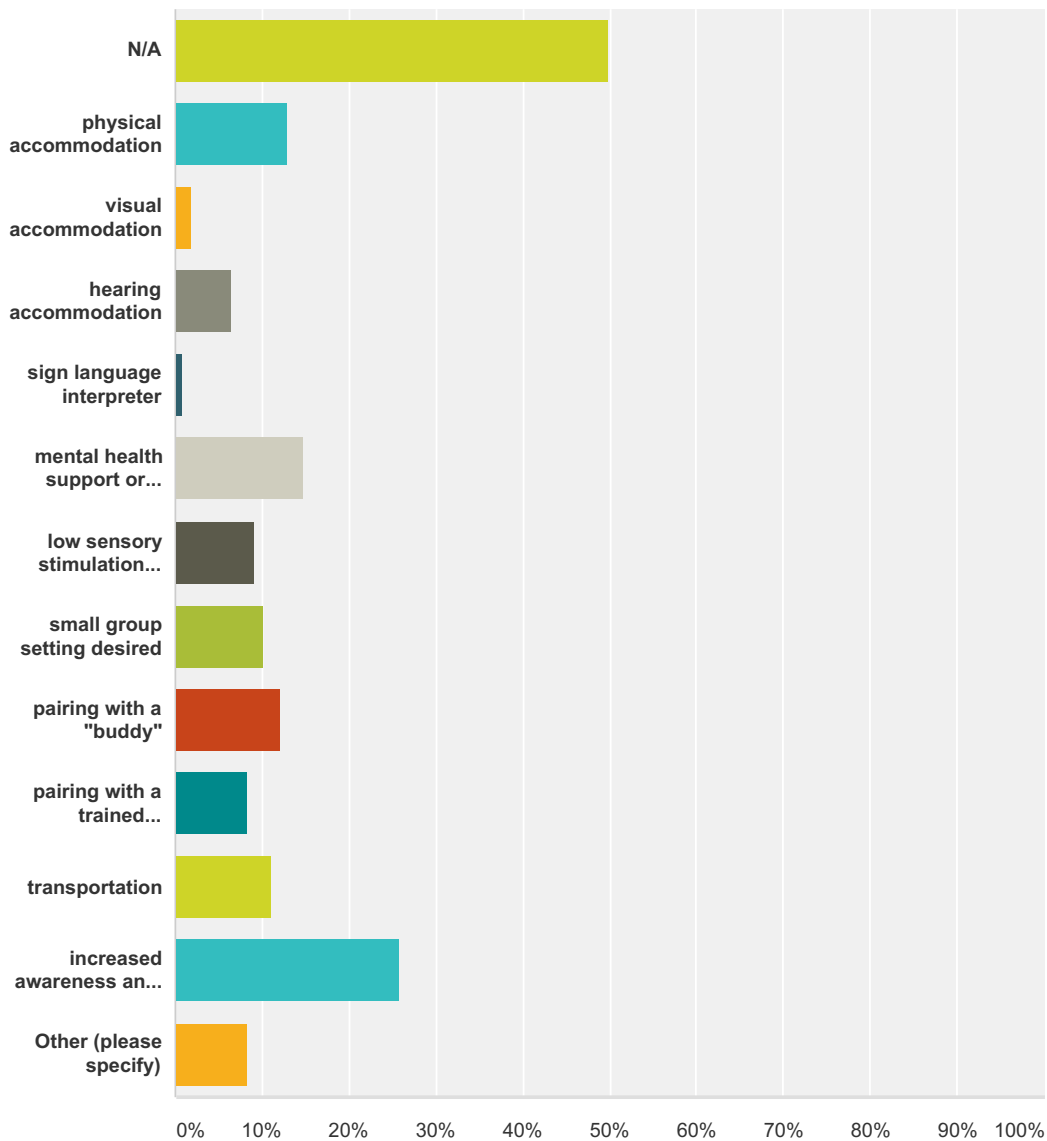
Answered: 102 Skipped: 21



Answer Choices	Responses	Count
N/A	52.94%	54
Age 65+	15.69%	16
Age 23-65	14.71%	15
Age 18-22	5.88%	6
Middle or high school age	6.86%	7
Elementary age	5.88%	6
Age 5 or under	0.98%	1
Other (please specify)	1.96%	2
<b>Total Respondents: 102</b>		

**Q4 What kind of accommodations would benefit the individual(s) with special needs identified above? Please check as many as apply.**

Answered: 108 Skipped: 15

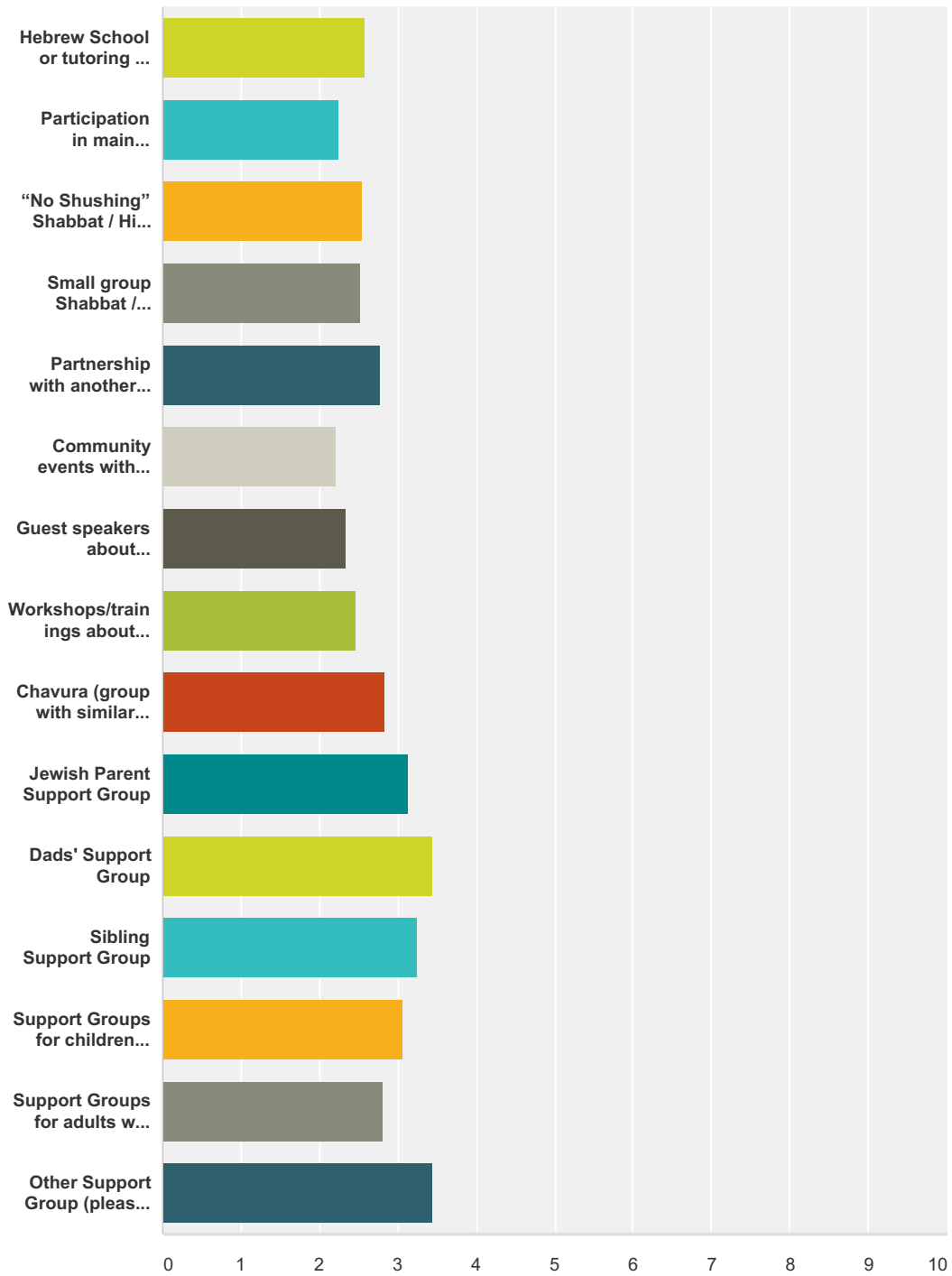


Answer Choices	Responses
N/A	50.00% 54
physical accommodation	12.96% 14
visual accommodation	1.85% 2
hearing accommodation	6.48% 7
sign language interpreter	0.93% 1

mental health support or sensitivity	14.81%	16
low sensory stimulation desired	9.26%	10
small group setting desired	10.19%	11
pairing with a "buddy"	12.04%	13
pairing with a trained paraprofessional (if resources are available)	8.33%	9
transportation	11.11%	12
increased awareness and sensitivity within the Jewish Community	25.93%	28
Other (please specify)	8.33%	9
<b>Total Respondents: 108</b>		

### Q5 What types of programming would you or your family attend if the desired accommodations were made?

Answered: 105 Skipped: 18

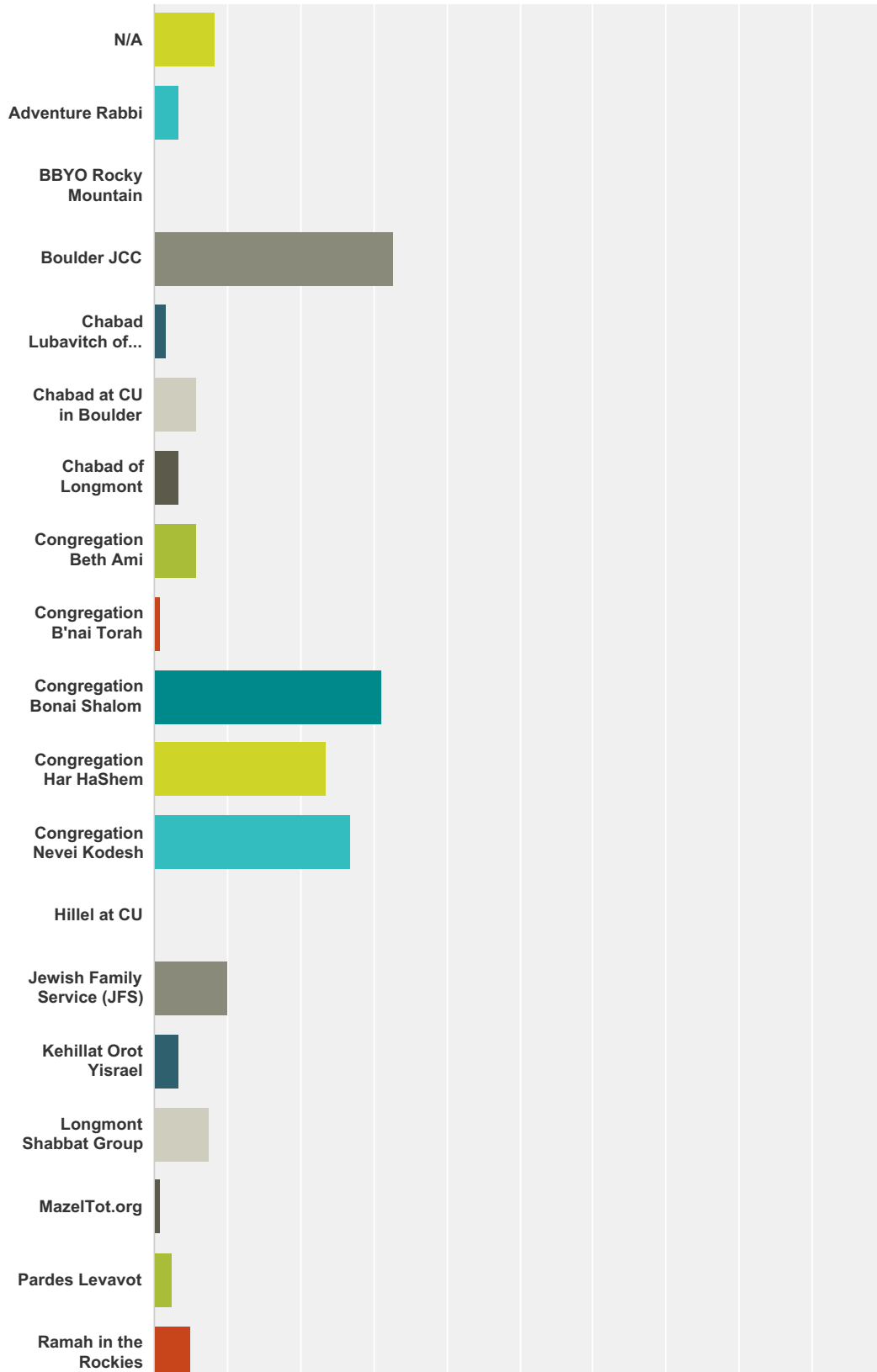


	Would attend and help organize	Would likely attend	Would possibly attend	Would not attend	N/A	Total	Weighted Average

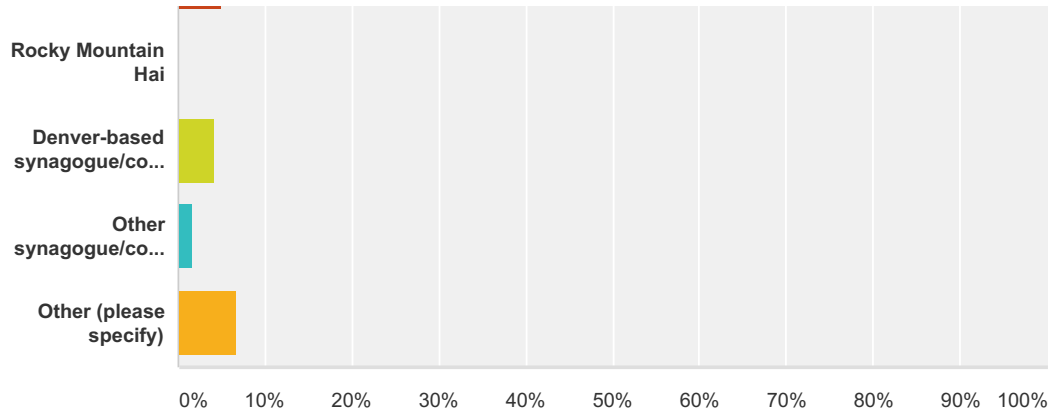
Hebrew School or tutoring for students with special needs	<b>5.41%</b> 4	<b>9.46%</b> 7	<b>6.76%</b> 5	<b>8.11%</b> 6	<b>70.27%</b> 52	74	2.59
Participation in main synagogue services with accommodations for special needs	<b>5.95%</b> 5	<b>33.33%</b> 28	<b>19.05%</b> 16	<b>1.19%</b> 1	<b>40.48%</b> 34	84	2.26
"No Shushing" Shabbat / High Holiday services (where everyone can feel comfortable to move about or make noise)	<b>6.02%</b> 5	<b>32.53%</b> 27	<b>21.69%</b> 18	<b>12.05%</b> 10	<b>27.71%</b> 23	83	2.55
Small group Shabbat / holiday services	<b>7.95%</b> 7	<b>28.41%</b> 25	<b>25.00%</b> 22	<b>10.23%</b> 9	<b>28.41%</b> 25	88	2.52
Partnership with another Jewish adult/family to celebrate Shabbat / holidays at home	<b>4.94%</b> 4	<b>22.22%</b> 18	<b>14.81%</b> 12	<b>18.52%</b> 15	<b>39.51%</b> 32	81	2.78
Community events with accommodations for special needs	<b>8.79%</b> 8	<b>42.86%</b> 39	<b>21.98%</b> 20	<b>1.10%</b> 1	<b>25.27%</b> 23	91	2.21
Guest speakers about inclusion-related topics	<b>14.61%</b> 13	<b>31.46%</b> 28	<b>28.09%</b> 25	<b>6.74%</b> 6	<b>19.10%</b> 17	89	2.33
Workshops/trainings about inclusion-related topics	<b>13.10%</b> 11	<b>27.38%</b> 23	<b>25.00%</b> 21	<b>11.90%</b> 10	<b>22.62%</b> 19	84	2.46
Chavura (group with similar interests)	<b>5.06%</b> 4	<b>16.46%</b> 13	<b>30.38%</b> 24	<b>15.19%</b> 12	<b>32.91%</b> 26	79	2.83
Jewish Parent Support Group	<b>3.95%</b> 3	<b>6.58%</b> 5	<b>17.11%</b> 13	<b>21.05%</b> 16	<b>51.32%</b> 39	76	3.14
Dads' Support Group	<b>2.74%</b> 2	<b>2.74%</b> 2	<b>8.22%</b> 6	<b>26.03%</b> 19	<b>60.27%</b> 44	73	3.45
Sibling Support Group	<b>5.41%</b> 4	<b>1.35%</b> 1	<b>12.16%</b> 9	<b>22.97%</b> 17	<b>58.11%</b> 43	74	3.26
Support Groups for children with specific disabilities	<b>3.90%</b> 3	<b>6.49%</b> 5	<b>10.39%</b> 8	<b>16.88%</b> 13	<b>62.34%</b> 48	77	3.07
Support Groups for adults with specific disabilities	<b>7.50%</b> 6	<b>5.00%</b> 4	<b>13.75%</b> 11	<b>12.50%</b> 10	<b>61.25%</b> 49	80	2.81
Other Support Group (please explain below)	<b>0.00%</b> 0	<b>3.17%</b> 2	<b>3.17%</b> 2	<b>11.11%</b> 7	<b>82.54%</b> 52	63	3.45

**Q6 Are you affiliated with any Jewish organizations in the area? Please check as many as apply.**

Answered: 119 Skipped: 4





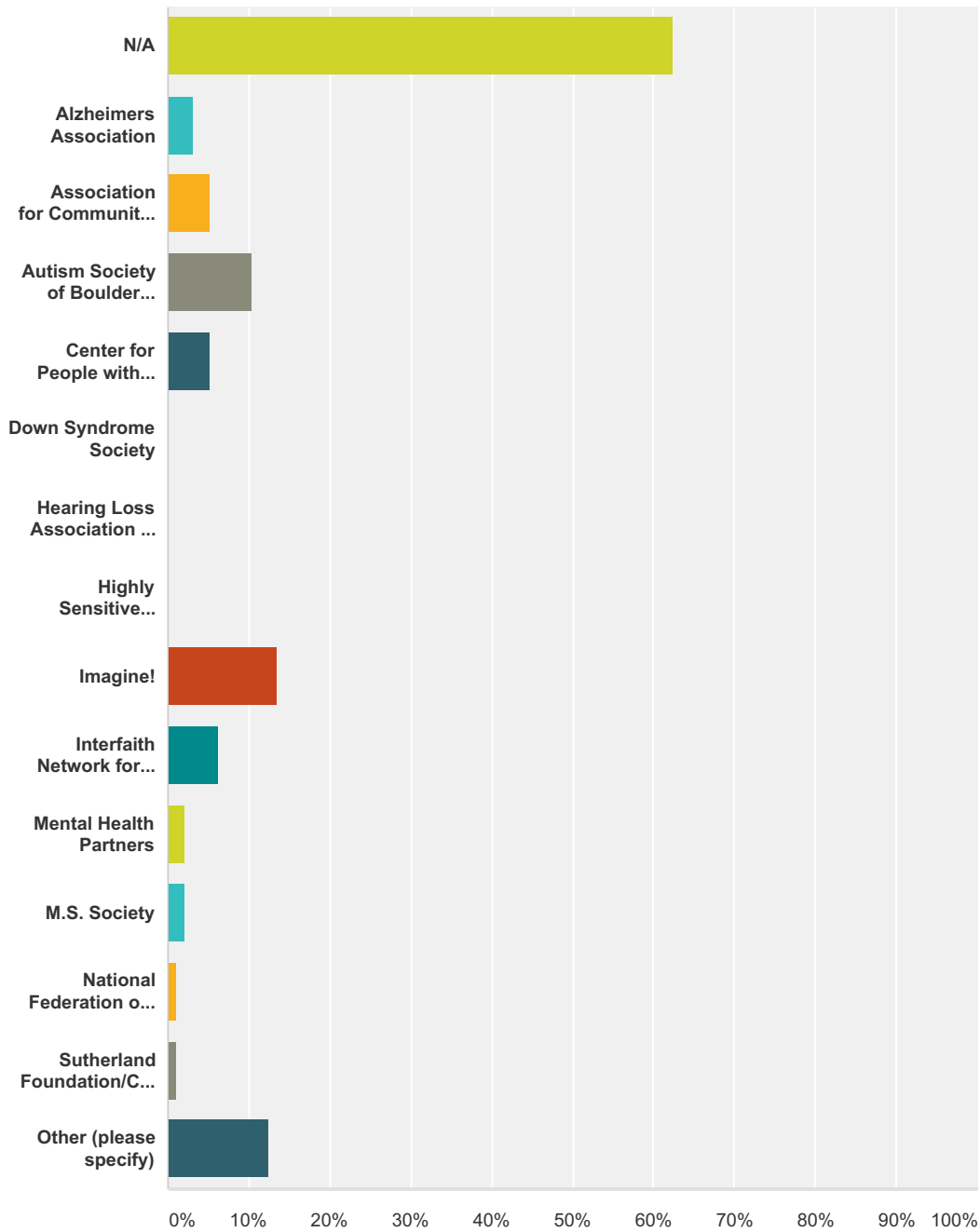


Answer Choices	Responses	Count
N/A	8.40%	10
Adventure Rabbi	3.36%	4
BBYO Rocky Mountain	0.00%	0
Boulder JCC	32.77%	39
Chabad Lubavitch of Boulder County	1.68%	2
Chabad at CU in Boulder	5.88%	7
Chabad of Longmont	3.36%	4
Congregation Beth Ami	5.88%	7
Congregation B'nai Torah	0.84%	1
Congregation Bonai Shalom	31.09%	37
Congregation Har HaShem	23.53%	28
Congregation Nevei Kodesh	26.89%	32
Hillel at CU	0.00%	0
Jewish Family Service (JFS)	10.08%	12
Kehillat Orot Yisrael	3.36%	4
Longmont Shabbat Group	7.56%	9
MazelTot.org	0.84%	1
Pardes Levavot	2.52%	3
Ramah in the Rockies	5.04%	6
Rocky Mountain Hai	0.00%	0
Denver-based synagogue/congregation	4.20%	5
Other synagogue/congregation	1.68%	2
Other (please specify)	6.72%	8

Total Respondents: 119

**Q7 Are you affiliated with any special needs organizations in the area? Please check as many as apply.**

Answered: 96 Skipped: 27

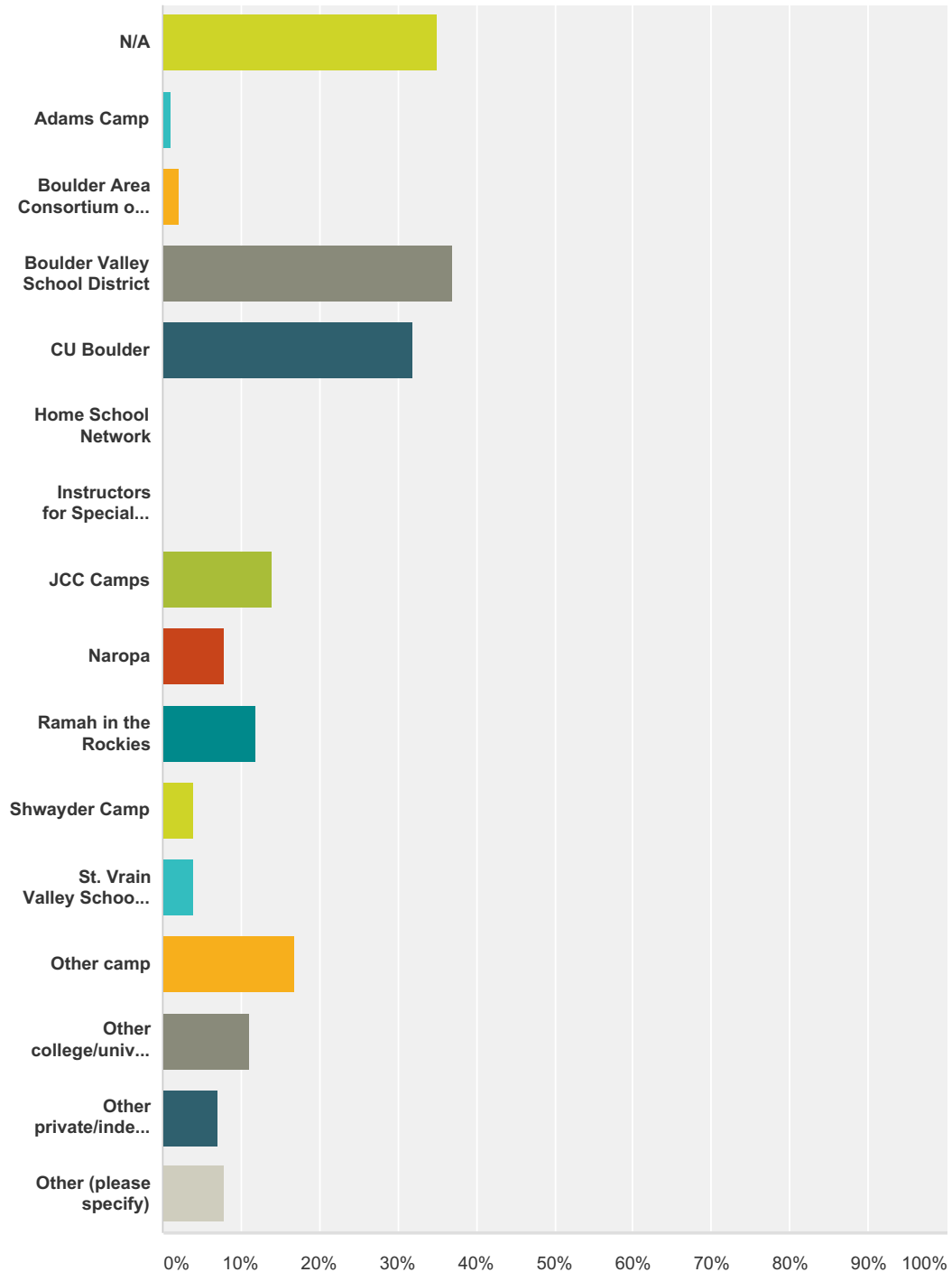


Answer Choices	Responses
N/A	62.50% 60
Alzheimers Association	3.13% 3
Association for Community Living	5.21% 5

Autism Society of Boulder County	10.42%	10
Center for People with Disabilities	5.21%	5
Down Syndrome Society	0.00%	0
Hearing Loss Association of America	0.00%	0
Highly Sensitive Person support group	0.00%	0
Imagine!	13.54%	13
Interfaith Network for Mental Illness (INMI or NAMI)	6.25%	6
Mental Health Partners	2.08%	2
M.S. Society	2.08%	2
National Federation of the Blind of Colorado	1.04%	1
Sutherland Foundation/Center	1.04%	1
Other (please specify)	12.50%	12
<b>Total Respondents: 96</b>		

**Q8 Are you affiliated with or have you or a family member attended (currently or in the past) any educational organizations or camps in the area? Please check as many as apply.**

Answered: 100 Skipped: 23



Answer Choices	Responses
----------------	-----------

N/A	35.00%	35
Adams Camp	1.00%	1
Boulder Area Consortium of Independent Schools	2.00%	2
Boulder Valley School District	37.00%	37
CU Boulder	32.00%	32
Home School Network	0.00%	0
Instructors for Special Needs	0.00%	0
JCC Camps	14.00%	14
Naropa	8.00%	8
Ramah in the Rockies	12.00%	12
Shwayder Camp	4.00%	4
St. Vrain Valley School District	4.00%	4
Other camp	17.00%	17
Other college/university	11.00%	11
Other private/independent school	7.00%	7
Other (please specify)	8.00%	8
<b>Total Respondents: 100</b>		

**Q9 Please add any additional comments or suggestions.**

Answered: 22 Skipped: 101

**Q10 Optional: Add your email address if you'd like to hear more about inclusion events in the Boulder Jewish community and/or help with programming suggested above.**

Answered: 25 Skipped: 98